



EUROPEAN FEDERATION OF TANK CLEANING ORGANISATIONS

Tank Cleaning is an essential part of the supply chain.



3	___	ABOUT US
4	___	OUR MEMBERS
7	___	EFTCO FOOD ASSESSMENT
8	___	THE TANK CLEANING PROCESS
9	___	SAFETY / SUSTAINABLE FUTURE
10	___	THE TANK CLEANING PROCESS
12	___	CLEANING STATIONS
14	___	THE EFTCO CLEANING DOCUMENT (ECD)
20	___	DIGITALISATION
22	___	CODES
31	___	CONTACT

EFTCO

European Federation of Tank Cleaning Organizations

EFTCO was established in 1999 with the objective of ensuring that tank cleaning processes across Europe are conducted safely and in an environmentally responsible manner.

Today, EFTCO represents 21 national associations across 30 European countries, forming a network of 680 cleaning stations. As a non-profit organization dedicated to providing reliable, trustworthy, and environmentally friendly services, EFTCO collaborates with stakeholders to enhance safety, education, technical innovation, and continuous improvement. We are committed to refining processes and working towards a more sustainable future.

EFTCO partners with key European federations, including the European Chemicals Council (Cefic), the European Chemical Transport Association (ECTA), the International Tank Container Organization (ITCO), and Operation Clean Sweep (OCS).

A core element of EFTCO's activities is the EFTCO Cleaning Document (ECD), which is owned and managed by EFTCO. This document is used by

cleaning companies to record completed services in a multilingual format. Each ECD is uniquely numbered, ensuring traceability and authenticity through EFTCO's member organizations. WE SET STANDARDS.

The proper execution of tank cleaning by professional and reliable partners is of utmost importance. One of EFTCO's key objectives is to guarantee this standard. The EFTCO Cleaning Document (ECD) plays a vital role in achieving this goal, as it is widely accepted as proof that the cleaning was carried out according to customer specifications, meeting high-quality standards and complying with all legal, safety, and environmental requirements. The ECD provides essential information for all partners in the supply chain and is designed to be understood across different countries, facilitated by EFTCO cleaning codes translated into multiple languages.

Since a cleaning station does not typically know the next cargo to be loaded, tanks are always cleaned according to the "EFTCO Definition of Clean". Additional services are available but must be specifically requested by the customer.

- ✓ **Reliable**
- ✓ **Safe**
- ✓ **Environmental Care – Reduce, Reuse, Recycle!**
- // **Sustainable Competence in Tank Cleaning**
- // **EFTCO Cleaning Document (ECD) with multilingual codes for cleaning documentation**
- // **Electronic EFTCO Cleaning Document (eECD) for future digitalization in logistics**
- // **EFTCO Food Assessment for best food safety and quality improvement**
- // **Biggest tank cleaning network in Europe**
- // **Global approach**

ALCI**Associazione Lavaggi Cisterne Industriali**

Viale Evaristo Stefini 8
20145 Milano
+39 3473101952
+39 3791920123
board@alci.it
www.alci.it

ANLIC**Asociación Nacional De Lavaderos De Interiores De Cisternas**

Pol. Ind. Riu Clar, p. 169-179 Apdo. 89 E
43080 Tarragona
+34/977547276
anlic@anlic.com
www.anlic.com

APLICA**Association Professionnelle des Laveurs Intérieurs de Cisternes Agréés**

BP 60108
59874 Wambrechies Cedex
+33 3 20 13 19 55
info@aplica.asso.fr
www.aplica-asso.fr

ATCN**Association of Tank Cleaning Companies Netherlands**

PO Box 3008
2700 KS Zoetermeer
+31884567235
info@ATCN.nl
www.atcn.nl

CTC**Commissie Tank Cleaning vzw**

Stapelhuisstraat 5a B
1020 Brussel
+32 2 425 68 00
erwig.seliaerts@telenet.be
www.ctc-belgium.be

NRTCA**National Road Tanker Cleaners Association**

Common Lane
Knottingley, West Yorkshire WF11 8BN
+44 1977 60 76 07
enquiries@nrtca.co.uk
www.nrtca.co.uk

STCA**Swiss Tankcleaning Association**

Hutmattstrasse 22
5724 Dürrenäsch
+41 76 557 5420
+41 76 557 5515
Michael.Vetter@tanktransport.ch
www.vstra.ch

DVTI**Deutscher Verband für Tankinnenreinigung e.V.**

Schnellermaarstr. 37
50354 Hürth
+49 2233 374206
DVTI@DVTI.de
www.dvti.de

S&NTCA**Swedish & Nordic Tank Cleaning Association**

Synnerödsvägen 11
418 78 Gothenburg
+46 31 3000158
candersson@tankclean.se
www.sntca.se

FINTCA**Finnish Tank Cleaning Association ry**

+358 40 801 313
Jari.Torkki@vppalvelut.fi

VÖTS**Verband Österreichischer Tank- und Siloreinigungsanlagen**

Obere Hauptstraße 1
3150 Wilhelmsburg
+43 676 83028820
info@voets.at
www.voets.at

PSMC**Polskie Stowarzyszenie Myjni Cystern**

ul. Drogowców 2 B
39-200 Dębica
+48 601 545 166
psmc@psmc.pl
www.psmc.pl

KTTD**Kimyasal Taşıma Araçları Temizleyicileri Derneği**

Değirmenyolu Street No:28,
Asia Ofis Park A2 Block 1.Floor,
34752 İçerenköy-Ataşehir
İSTANBUL
+90 216 4691487 234
sinem.ozgen@kttd.org
www.ktttd.org



APLC**Associação Portuguesa de Lavadores de Cisternas**

Rua de Cidres, 1644 - 1º

4455-442 Perafita

+351 229963136

op6471@mail.telepac.pt

<https://aplcportugal.pt/>

CSACS**Československá asociace čistících stanic****Czechoslovak association of cleaning stations**

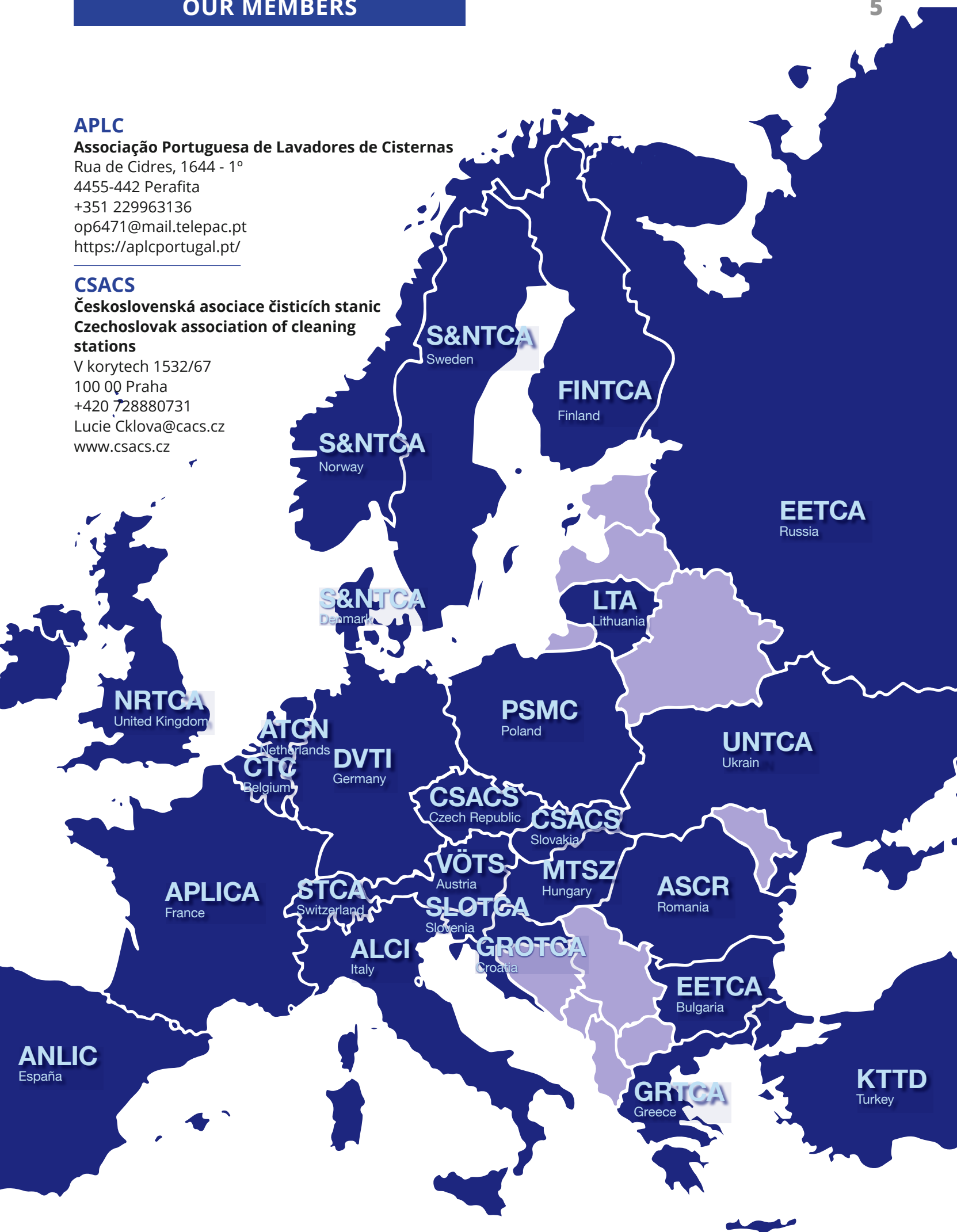
V korytech 1532/67

100 00 Praha

+420 728880731

Lucie Cklova@cacs.cz

www.csacs.cz



MTSZ**Magyar Tartálytisztítók Szövetsége Hungarian Tank Cleaning Association**

Bázis Office Center 1027 Budapest, Horvat utca 10-24
 +36 1 3165410
 gyorgy.varnai@gmail.com
 www.tartalytisztitas.hu

ASCR**Asociatia Spalatorilor de Cisterne din România**

Strada Uzinei nr. 1^a
 Ramnicu Valcea 240401 Vâlcea
 +40 350 522 001
 ascr@ascr.org.ro
 www.ascr.org.ro

EETCA**Eastern-European Tank Cleaning Association**

14, Aleksandrovska Str.2 BG-8000, Burgas
 +37253330538
 Nikolay.Grigoriev@eetca.com
 www.eetca.com

SLOTCA

Dimičeva 13
 1504 Ljubljana
 +386 1 5898 360
 igor.sep@gzs.si

UKRAINIAN NATIONAL TANK CLEANING ASSOCIATION

49052 Dnipro
 Orlovskaya str 21
 +38 067 657-3340
 office@untca.com.ua
 www.untca.com.ua

CROTCA – CROATIAN TANK CLEANING ASSOCIATION

Rimski put 33
 10360 Sesvete
 099/276693
 selidin@net.hr

**OUR ASSOCIATED AND GLOBAL MEMBERS****FLORATOS EASY CARGO LTD**

Patras – Greece

DEPOTRANS SANTOS LTDA

Santos / SP – Brasil

THE GOLD BOND GROUP LTD

Ashdod / Israel

UAB "AUTOPASLAUGA"

Kaunas / Lithuania



EFTCO Food Assessment

Food safety is one of the most important matters for EFTCO's Members.

As part of the Food logistics chain, EFTCO and their associated cleaning stations know about their responsibility for food safety and food defense. The tank cleanings involved in food and food related transports have to fulfil the high quality standards of the industry. With 21 national associations covering 27 European countries in addition to 2 global members in Israel and Brazil EFTCO spans a huge network of 680 cleaning stations that oblige to carry out this service as professional and reliable partners. We hold our members to high standard and to establish the

best quality for customers more than 120 questions need to be constantly answered in our quality audit assessments related to cleaning food tanks only.

During the compilation of this questionnaire the fact had to be taken into consideration that there are no special legal requirements for foodstuff cleaning. So the aim was to achieve a practical solution, in which the interests of all parties i.e. the loading industry, the transport companies and the tank cleaning stations are taken into consideration.

TCS LACHMANN GmbH
Tankwagen-, Container-, Siloreinigung



Am Schlütershof 23
47059 Duisburg-Neuenkamp

Telefon +49 2 03 / 31 71 571
lachmann@tankwagenreinigung.de

Als mittelgroßes Dienstleistungsunternehmen haben wir uns auf die Innenreinigung von Tankwagen-, Container- und Silofahrzeugen spezialisiert.

In diesem Bereich bieten wir unseren Kunden eine umweltschonende und kostengünstige Dienstleistung nach dem neusten Stand der Technik.

SPRECHEN SIE UNS AN!

TANKWAGENREINIGUNG.DE

A complete EFTCO Food Assessment consists of 3 parts:

1. SQAS core with general management, quality and safety questions
2. SQAS tank cleaning with general tank cleaning questions
3. EFTCO Food Assessment questionnaire with food specific questions

As the requirements of food cleaning may have local and industrial differences, the assessment results are published to the industry. The quality evaluation can be done individually under observation of the individual industry's demand. We offer as many information for this as possible and are proud that more than 450 cleaning stations participated in the EFTCO Food Assessment by the end of 2024.

The results can be accessed on our Cleaning Stations Website: <http://www.eftco.org/depots>.

Independent and approved assessors guarantee a high-quality information, as only qualified and approved assessors are nominated to execute those assessments. Cleaning Stations that have taken the questionnaire and were assessed by these professionals are allowed by EFTCO to use the EFTCO Food Assessed Logo.

By now the questionnaire is available in 6 languages and can be found in the download section on our website. It is foreseen to release and update a 2023 version of the EFTCO FOOD ASSESSMENT Questionnaire to

implement the received feedback from the industry to improve the assessment data and to adapt industry demands even more. It will hold a variety of questions in the fields of: food safety and quality systems, general organization for the cleaning stations, work processes, validation and personnel.

The EFTCO Food Assessment is closely linked to existing HACCP concepts, the FSSC22000 standard and all known standards and quality requirements of the food industry.



Ihre Silo-/Tankreinigungsanlage

- ✓ alle Feststoffe, Lebensmittel, flüssige Stoffe (kein Gefahrgut)
- ✓ 2 Reinigungsbahnen mit je 5 Spülköpfen



ANLIC
ASOCIACIÓN NACIONAL DE LAVADEROS
DE INTERIOR DE CISTERNAS

Tel.: (+34) 977 547 276
www.anlic.com



**SPEDITION
PETRI**

Spedition Petri
GmbH & Co. KG

Am alten Galgen 12
56410 Montabaur

T +49 26 02 92 21-0
F +49 26 02 92 21-21

info@spedition-petri.de
www.spedition-petri.de

// SAFETY

EFTCO is dedicated to safeguarding all personnel involved in the tank cleaning process, ensuring that operations adhere to the highest standards of occupational safety. This commitment encompasses not only the cleaning staff but also the drivers, who require secure areas to enter and exit their vehicles safely. To achieve this, EFTCO emphasizes the importance of comprehensive knowledge regarding product information, including composition, properties, and potential hazards. Understanding the precautions taken during transport and unloading, such as the use of nitrogen blankets, is also crucial. Members are encouraged to implement measures that meet stringent safety and health standards, effectively treat wastewater, manage waste responsibly, and reduce air emissions. EFTCO collaborates with its members to ensure that all personnel are well-trained and that technical installations are up to date, fostering a safe working environment that also considers appropriate working hours and addresses potential health issues.

// SUSTAINABLE FUTURE

To ensure a safe and environmental responsible tank cleaning process, companies must know:

- The correct product information (composition, properties, dangers, ...).
- The precautions taken during transport and/or unloading (e.g. nitrogen blanket).
- How safety and health standards can be met.
- How the waste water must be treated.
- How waste must be handled.
- How air emissions can be reduced.
- The available technologies to meet all legal & quality requirements.

Therefore tank cleaning must be executed by skilled and properly educated people who have access to the proper technical installations. EFTCO is very committed to work towards a sustainable future with a healthy environment and therefore strongly encourages:

NO PLASTIC WASTE
CO₂ REDUCTION



Containerhandel | Containerdepot |
Containerreparatur | Kälte- und Klimatechnik |
Reefercontainer | Stahl- und Metallbau |
Tankinnenreinigung

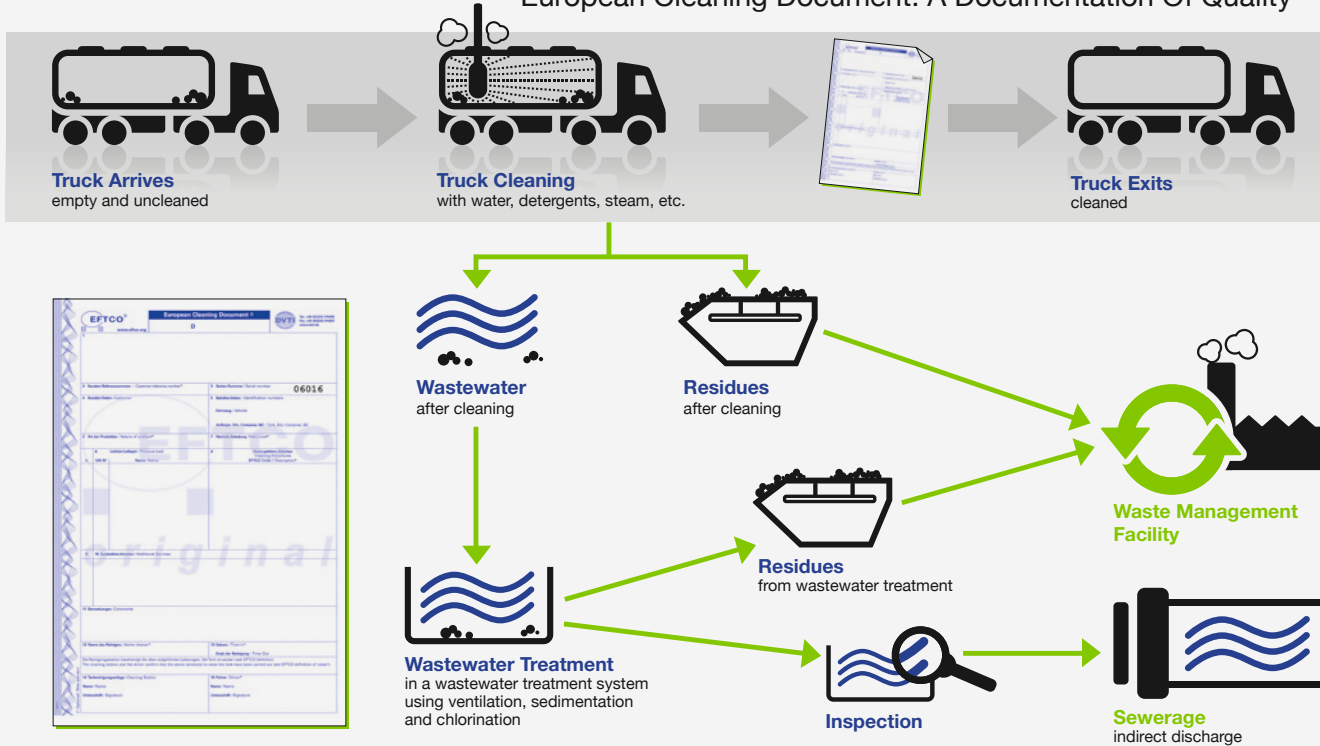
HCCR Hamburger Container- und Chassis-Reparatur-Gesellschaft mbH
Altenwerder Damm 22, 21129 Hamburg, Tel. +49 (0)40 30886115, www.hccr.de

HHLA

HCCR

Tank Cleaning Process

European Cleaning Document: A Documentation Of Quality




Deutscher Verband für Tankinnenreinigung e.V.

TANK AND SILO CLEANING

- » REINIGUNG VON ADR- UND LEBENSMITTELFahrZEUGEN
- » TESTS: VAKUUM | ATP | PH-WERT ...
- » DÄMPFEN
- » DESINFEKTION MIT WASSERSTOFFPEROXID
- » SPÜLEN UND REINIGEN VON SCHLÄUCHEN UND LEITUNGEN
- » SPÜLEN MIT TRINKWASSER
- » KOSCHERE REINIGUNG
- » ENTSORGUNG
- » ZERTIFIZIERTE QUALITÄT

we like ,em dirty!



Karl-Wüst-Straße 4 | D-74076 Heilbronn | Phone +49 7131 766424 | cleaning@htrgmbh.de
 Alte Werkstraße 4 | D-06712 Zeitz | Phone +49 3441 718881011 | zeitze@htrgmbh.de

The Tank Cleaning Process

Tank Cleaning is an essential part of the supply chain of chemicals, foodstuff and other products. The tank to be cleaned may be a tank vehicle, tank container or any other receptacle previously used for holding products that need to be washed after it is emptied.

In case of food, tanks should be more frequently cleaned even if they are used for the same product to avoid biological degradation of the product remaining in the tank after discharging its load. Cleaning is performed by cold or hot water, steam, and using addition of acidic or alkaline cleaning agents, and, in some cases, effective cleaning can be achieved only by using surfactants. The most important thing is – especially in regards of food safety – that nothing is contaminated.

// AQUEOUS AND GASEOUS EFFLUENTS

The treatment of aqueous and gaseous effluents is another important part of the cleaning processes. The amount of the aqueous stream from one cleaning step can be from as little as a few hundred liters to the full total of the wash process when cleaning a 25m³ tank, but its nature changes from one tank to another depending on the original content of the tank. The changing and wide range of products cleaned means the resulting wash water is a variable mixture that cannot be foreseen; as a result, tank cleaning companies have to be professionally adept at the environmental treatment of effluent streams in a responsible way through specially developed and adaptable systems. The cleaning stations affiliated to EFTCO are active in developing green treatment solutions.




aplica
Association Professionnelle
des Laveurs Intérieurs
de Citernes Agréés

www.aplica-asso.fr



**KIMMEL
LAVAGE**

Premium Cleaning
Solutions for Light
and Heavy Vehicles.



www.centrautothal.com/kimmel-lavage



UWEG *QUICK
AND CLEAN*
SERVICE FÜR DIE UMWELT

4 Reinigungsbahnen, 15 Waschköpfe
Dampf, Verpflegung, Dusche, Tankstelle,
Reinigung einer umfangreichen Produkt-
palette inkl. spezieller Problemprodukte.

Öffnungszeiten:
Mo - Fr.
6.00 - 18.00 Uhr

UWEG ENTSORGUNGS-Gesellschaft mbH
A-4600 Wels | Industriestrasse 66 | Tel. +43 (0) 72 42-46 405-17
Fax +43 (0) 72 42-46405-24 | tankcleaning@uweg.at



EXTRAS siehe WWW.uweg.at



Cleaning Stations

“A tank shall be described as clean when there are no visible traces or odor of the last product or cleaning agent following an inspection from the man-lids.”

About 680 European cleaning stations are part of EFTCO's network. They can be easily located and compared on our website with the aid of a detail-oriented filter system. We distribute a variety of information about each cleaning station, such as the address and contact information and different specifications like the SQAS-status and whether the station works with

ECD and eECD. We also help to differentiate between the cleaning processes each station offers concerning products like food and chemicals. We give the best unbiased overview possible and want to make it as easy as possible to find the exact station the customer is looking for.





// THE VARIETY OF ACCESSIBLE SPECIFICATIONS INCLUDES:

- SQAS period
- ECD / eECD integration
- Chemicals
- Food
- IBC
- Cleaning Facilities: Raitank cleaning, Steam-heating, Hot water heating, Electrical heating, Closed loop cleaning, Bulk Silo Cleaning, Liquid Tank Cleaning
- Repair-shop
- Testing possibilities, like Periodic testing, Vacuum-tests, pH-tests and ATP-tests
- Nitrogen purging
- Empty storage
- Loaded storage
- Trucking possible
- Railway connection
- Waterway connection
- CO₂ Emission Intensity (kg) and the Deviation from last year (%)
- eECD
- Number of bays
- Number of dedicated food bays
- Facilities for drivers, like restrooms with showers, coffee-machines and so on

EUROPEAN TANK CLEANING STATIONS



Alle gewünschten Dienstleistungen rund um den Tankcontainer und den Tankwagen.

- Zertifizierungen/Überprüfungen nach SQAS und HACCP
- Regelmäßige Schulungen aller Mitarbeiter
- Umsetzung der Arbeitsprozesse in allen Bereichen durch moderne EDV-Programme
- Ausstattung der Fahrzeugflotte mit topaktueller Technik
- Genehmigung beider Standorte nach Bundes-Immissionsschutzgesetz (BImSchG)

www.ernstlogistik.de
info@ernstlogistik.de



Depot
Lagerung leerer und beladener
Tankcontainer | Gefahrgutlager

Reparaturservice,
Reinigung und Beheizung

Tankcontainertransporte



Reinigung in separater
Food-Reinigungsbahn

Beheizung von Produkten

Reinigung von Non-Food-
und ADR-Produkte

Service für Tankcontainer

Neben dem Containerterminal Altenwerder im Hamburger Hafen gelegen, leistet Ernst Logistik bewährten Full-Service für Tankcontainer:

Altenwerder Hauptstr. 2
21129 Hamburg

+49 (0) 40 3070589-0

Service für Tank- & Silofahrzeuge

Wir bieten professionellen Reinigungsservice auf drei Reinigungsbahnen für die Innenreinigung von Tank-, Silofahrzeugen und begleiteten Tankcontainern.

Försterkamp 3
21149 Hamburg

+49 (0) 40 3070589-50

The EFTCO Cleaning Document (ECD)

European best practice for tank cleaning documentation

The uniform EFTCO Cleaning Document (formerly European Cleaning Document) (ECD) has been developed by EFTCO in cooperation with ECTA and CEFIC, in order to satisfy the needs of cleaning stations, transport companies and manufacturing companies. Ownership and exclusive reproduction of EDC is owned by EFTCO, being registered in the European Register of Trademarks and Patents no. 202130-0001. Only the cleaning stations that certified SQAS and members of EFTCO through the National Tank Cleaning Associations, have the right to issue ECD. The minimum requirement for access to the ECD is supervised by EFTCO's national associations. The ECD is European wide accepted and is using cross-linguistic EFTCO Codes, which provides a documentation of progressed tank cleaning and

equipment accessories. Those EFTCO Codes can easily be assimilated to new needs of documentation and additional codes can be added. All cleaning stations, which are members of EFTCO related national associations use the standardized EFTCO Cleaning Document (ECD) for the documentation of cleaning. The ECD is a document commonly accepted as proof that the tank cleaning was carried out as the customer requested, at a high-quality level and in respect of all legal, safety and environmental requirements. The ECD contains important information for all partners in the supply chain and is understandable in different countries. This was achieved by introducing the EFTCO cleaning codes translated in 21 languages.

// ADVANTAGES

- The document has the same form which can easily be distinguished from falsifications.
- The use of a unique numbering system provides security and authentication traceable against fraudulent misuse of the cleaning documents.
- The fact that the same information is always in the same place on the cleaning document will facilitate its use by operators at loading points, by drivers etc.
- The use of the EFTCO Tank Cleaning Codes will make it easy for everybody to identify and understand which cleaning operations have been carried out to clean the tank.
- The EFTCO Tank Cleaning Codes are currently available in many European languages.
- This provides a clear understanding of the cleaning document information for all users throughout Europe.

The image shows a sample EFTCO Cleaning Document (ECD) form. The form is titled "EFTCO Cleaning Document" and includes the EFTCO logo and website address (www.eftco.org). The form is divided into several sections with numbered fields:

- 1** Kunden-Referenznummer / Customer reference number*
- 2** Kunden-Daten / Customer
- 3** Serien-Nummer / Serial number*
- 4** Behälter-Daten / Identification number
- 5** Fahrzeug / Vehicle
- 6** Art des Produktes / Nature of product*
- 7** Nächste Beladung / Next Load*
- 8** Letztes Ladegut / Previous load
- 9** Durchgeführte Arbeiten / Cleaning Procedures
- 10** Zusätzliche Arbeiten / Additional Services*
- 11** Bemerkungen / Comments*
- 12** Name des Reinigers / Name cleaner*
- 13** Datum / Time In*
- 14** Tankreinigungsanlage / Cleaning Station
- 15** Fahrer / Driver*

The form also includes a section for the driver's signature and a note at the bottom: "Die Reinigungsstation und der Fahrer bestätigen die oben aufgeführten Leistungen. Der Tank ist sauber nach EFTCO Definition. The cleaning station and the driver confirm that the above service(s) to clean the tank have been carried out (see EFTCO definition of 'clean')."

// ECD AND EEC - GENERAL STATEMENTS: COPYRIGHT AND PERMIT FOR USE

EFTCO owns the exclusive copyright of the EFTCO Cleaning Document recorded under the European model registration no. 202130-0001. The National Cleaning Association (Associations) which are Members of EFTCO, identified on www.eftco.org, are authorised by EFTCO to permit the use of ECD to the registered Cleaning Station, on condition that all rules and terms laid down by EFTCO are met. These terms may change from time to time at EFTCO's sole discretion. The Cleaning Station is responsible for following the rules stated here. In case of any misuse, the National Cleaning Association may suspend or withdraw the right for a Cleaning Station to use the ECD.

// DEFINITIONS AND FOUNDATIONS

A standard tank cleaning is the cleaning of the last product transported in the tank, as declared to the cleaning station and recorded on the ECD. By mutual agreement parties may agree to clean a tank from its last carried product and to prepare a tank for loading of the next cargo. In that case parties will agree specific complementary cleaning work to be carried out in order to achieve the required cleanliness. This may also require additional and special inspection services. When cleaning services are carried out to the specifications of the customer, with an inspection that is different from the EFTCO definition of 'clean', this should be recorded in box 11 'Comments'.

The ECD 'definition of clean' is set by inspection at the end of the cleaning process. The operator of the tank is invited to confirm this state and request further actions. No length of validity is given for an ECD.

An ECD cannot be issued for a visual | odor inspection (EFTCO Code T01) if the tank was not cleaned by the same cleaning site. ECDs with code T01 only are not allowed and seen as 'INVALID'.

A tank can be re-inspected at the moment of pick up by a driver when there is a doubt if this tank still meets the EFTCO definition of clean at that moment.

When this inspection indicates this tank is still meeting this definition, the code T01 combined with the date and time of this inspection is put in box 10 or 11 of the ECD.


When the ECD was already printed and cannot be modified, a stamp of the cleaning station with code T01, date, time and the signature of the cleaning station can be put on the printed ECD.

The stamp needs to have the following information:



A sample of the stamp format and content needs to be approved and achieved by the national association on behalf of EFTCO before they are allowed to be used.

When the visual inspection shows that additional actions are needed to meet the EFTCO definition of clean, these additional actions and the date and time when they were done, must be added in box 10 of the original ECD. When the ECD was already printed, a new ECD must be issued adding all cleaning details of the first cleaning together with the additional actions carried out afterwards. The initial first ECD must be declared as invalid and not being handed out to the customer. The time for the end of cleaning is the initial end of cleaning time of the first ECD and the time/date for additional actions must be added in box 10.



Specific ECD Information

Description of the ECD boxes

The cleaning station completes the ECD as follows:

BOX 1	Name, website address and telephone number of the tank cleaning station
BOX 2	Customer reference number
BOX 3	Serial number or order number of the cleaning station
BOX 4	Name and address of the customer (contracting party). The customer code can be added if available. In case the company is not known, the name of the driver should be indicated
BOX 5	Identification numbers of the vehicle and of the tank, container or IBC
BOX 6	Indication of the nature of the product: liquid / solid / chemical / food
BOX 7	Identification of the next load to be carried
BOX 8	<p>Identification of the previous load (per compartment): mandatory information in order to meet the legal requirements concerning the provision of appropriate product safety information at the work floor.</p> <ul style="list-style-type: none"> For dangerous goods: UN number and proper shipping name, trade name or chemical name; for non-dangerous goods: trade name or chemical name.
BOX 9	<p>Description of the cleaning work that has been carried out (per compartment), using only the EFTCO Tank Cleaning Codes and the corresponding descriptions:</p> <ul style="list-style-type: none"> identification of what has been cleaned with success: tanks (compartments) cleaning agents that have been used cleaning procedures that have been used tests that have been carried out handling of waste extras
BOX 10	<p>Additional services that were carried out, per compartment as well as cleaning of accessories (hoses, pumps, outlets,...) if carried out.</p> <p>For hoses the identification numbers of the cleaned hoses should be indicated if available.</p>
BOX 11	<p>Comments from the cleaning station.</p> <p>If the client wants to have a tank cleaned in function of the next load, this should be mentioned in this box (in this case box 7 must be completed).</p> <p>If the client wants to have additional service, which cannot be described by the cleaning codes, this service shall be added here. It is also agreed in EFTCO that it will be mentioned in Box 11 that a tank has been cleaned under the special demand of the customer as the indication that the tank under this conditions is not able to be loaded without any restrictions.</p> <p>If there is a requirement to name the last 3 products in the ECD (f.e. Kosher or Halal cleaning), these could be mentioned here in Box11.</p> <p>Note: the last 3 products recorded are as confirmed by the transport operator or their representative who also are responsible for ensuring they are acceptable for any subsequent loads.</p> <p>Details of the previous loads or their acceptability as a prior product cannot be verified by the cleaning company.</p>



TIMMEL FRERES SAS

- Cleaning of tanks and containers with food and non-hazardous products
- Cleaning and reconditioning of IBC's
- ECD cleaning document – Member of APLICA

+33 (0)3 88 53 77 67
www.timmel-freres.com





BOX 12	Name of person who carried out the cleaning (cleaner)
BOX 13	Date and time of registration upon arrival (Time in) Date and time of the end of the cleaning operation (Time out) The cleaning station is obliged to put the end date and time of cleaning immediately after the tank left the cleaning bay. Conditions using the following wording "The cleaning station and the driver confirm that the above service(s) to clean the tank have been carried out (see EFTCO definition of 'clean')."
BOX 14	Name and signature of person in the cleaning station who has controlled the cleaning
BOX 15	Name and signature of driver



EIKELENBOOM CLEANING
BERGEN OP ZOOM - AMSTERDAM - ARDOOIE

State of the Art Tankcleaning



IBC



Silo



Tank



Container



Truckwash



Refrigerated trailer



Eikelenboom.com



Sales@Eikelenboom.com



+31 (0) 164 250 150

// LAST PRODUCT DECLARATION

The cleaning station shall require from its customer to correctly declare the last product for each tank compartment that has to be cleaned. This product declaration is an important part of the contract and the basis for the cleaning station to undertake a safe and legal operation. The product as declared by the customer must be shown on the ECD, for each compartment of the tank. Any alterations to these products are considered falsification.

(It is recommended the cleaning station uses methods such as the CMR to check the correct product declaration. If no CMR is available this can be mentioned in Box 11.)

**// ECD LAYOUT**

The cleaning station shall use the form and the layout that EFTCO defined and made available for usage. EFTCO reserves the right to modify the standards and to introduce changes as it finds necessary for additional security or other purposes.

// CLEANING PERFORMER

An ECD cannot be issued unless substantial work by the trained and educated employee of the cleaning station has been done. The work done has to be declared correctly on the ECD, using the correct EFTCO codes.

On clear agreement, by exception, when part of the work is carried out by the tank operator's agent (driver), this is to be undertaken without any liability on part of the cleaning station. Instruction may be required and provided in the use of the cleaning station equipment. If part of the work is carried out by persons other than cleaning stations staff, this should be declared accordingly in box 11 of the ECD.

// ECD COLOURS

The cleaning stations distribute the copies of the ECD as follows:

- white copy (original): for the next loading point (via driver);
- yellow copy: for the driver;
- blue copy: for the cleaning station (to be kept);
- green copy (optional): to be sent with the invoice to the customer/transport company.

**Hauptsitz Rheine**

Kanalstr. 77
D- 48432 Rheine
Tel. +49 (0) 5971-79 19-0
Fax: +49 (0) 5971-79 19-59

Niederlassung Krefeld

Carl-Sonnenschein-Str. 122
D- 47809 Krefeld
Tel. +49 (0) 2151-5745-25
Fax: +49 (0) 2151-5745-26

Niederlassung Barby

Monplaisirstr. 5
D- 39249 Barby
Tel. +49 (0) 39298-678-66
Fax: +49 (0) 39298-678-55

Niederlassung Großbeeren

Märkische Allee 30
D- 14979 Großbeeren
Tel. +49 (0) 37701-7433-0
Fax: +49 (0) 37701-7433-25



Web: www.steinkuehler-spedition.de E-Mail: Info@steinkuehler-spedition.de

THE EFTCO CLEANING DOCUMENT (ECD)

// NON-TRANSFERABLE

ECDs are not transferable between cleaning companies. ECDs must remain traceable to the cleaning station. Any unused and excess ECD has to be returned to the National Cleaning Association.

// ECD ARCHIVING

The cleaning station shall retain the original blue copy of the ECD issued for three years as a minimum. The archiving can be done with the blue paper version, or electronic filing. The same three years are the retaining period for the incomplete or void ECDs. EFTCO requires all Members and affiliated stations to retain details of ECD issued for traceability and to manage the details as confidential.

// ECD GOVERNANCE

The cleaning station shall accept that at all times the permission to issue ECDs is governed on behalf of EFTCO by the National Cleaning Association relevant to the site. This also governs the transfer of electronic data relating to otherwise printed ECDs.

// IMPROPER USE

If the cleaning station gets to know any improper uses or actions that distort the ECD this shall be reported to the National Association with all proofs and documents available. Such fraud could be, but is not limited to:

- unauthorized use of the EFTCO identity;
- breaches of ECD copyright;
- altering ECD documents;
- incorrect product declaration;
- issuing blank or incomplete ECD.

Fraudulent activities are taken seriously. This can result in sanctions across all EFTCO affiliated cleaning stations, legal action, and financial penalty. Information about such incidents will be published and shared with other partners in the supply chain including Trade Associations such as ECTA and CEFIC.

// STATEMENT ON DATA CORRECTION

If the original ECD is no longer in the possession of the tank cleaning station and an input error is discovered in the ECD on the way to the next loading station or before the planned loading, EFTCO declares the document „STATEMENT ON DATA CORRECTION“ as one authoritative way to document necessary corrections.

Van Triest TANK CLEANING



- ▶ 4 Cleaning Lines
- ▶ 2 Food Streets
- ▶ 2 Feed Streets



CLEANLINESS YOU CAN TRUST

VAN TRIEST
Biezenwei 13
4004 MB Tiel

+31(0) 344-692676
TCT@vantriest-transport.nl

APPOINTMENT CLEANING:
TCTplanning@vantriest-transport.nl

vantriest-transport.nl/tankcleaning



Electronic EFTCO Cleaning Document®
EECD 0000 0000 0300
 EFTCO Original eECD - please check validity online via QR code and accept
 www.eftco.org

1 Cleaning station
 CleanCo1 NV test
 CLEANCO1 - CLEANING STATION WEST
 Teststraat 3
 10000
 Antwerp BE
 P: + 32 3 1234 56789
 Website: www.eclic.eu

2 Customer ref. number
 1234567890

3 Internal Reference
 9987654321

4 Customer
 Transport Gheys NV
 Voortstraat 19
 2400

5 Identification numbers
 Equipment type: TANKTRAILER
 Equipment N°: SANG

6 Nature of product
 CHEMICAL

7 Next Load*

8 Previous load

9 Cleaning procedures
 EFTCO Code

10 Additional Services

11 Comments: Cleaner Comment
 Wouter Coppens (demo)

12 Name Cleaner
 Wouter Coppens (demo)

13 Date, Time in: 05/02/2023 23:00 (UTC)
End of cleaning Date, Time out: 06/02/2023 00:00 (UTC)

14 Cleaning station
 Electronically signed
 Wouter Coppens (demo)

15 Driver
 Hal
Driver comments: Driver commented many different things and I need to make 3 lines of comments

16 eECD compliance score
 Following information was digitally provided via ECLIC:
 Cleaning: ☒ Practice Note: ☒ Equipment: ☒ Next Load*: ☒
 For more info: www.eclic.eu/onlinecompliance
 Please scan the QR code for the latest eECD compliance score

EFTCO Original eECD - please check validity online via QR code and accept
 Printed on 16/02/2023 03:40 (UTC) with latest EFTCO status "SIGNEDOFF" by wouter.coppens@cleanco1.be on 05/02/2023 07:56 (UTC) 1 / 1

Digitalisation

EFTCO Cleaning Document becomes digital

The eECD or electronic EFTCO Cleaning Document is the new digital variant of the paper EFTCO Cleaning Document or paper ECD.

Tank cleaning is a cornerstone in the logistics process for which safety, quality and operational efficiency must be safeguarded. To achieve this goal, EFTCO, ECTA and CEFIC developed in 2005 a uniform EFTCO Cleaning Document or ECD of which in 2024, more than 4.000.000 paper ECD's are issued annually in 4-fold! To improve the efficiency, sustainability and compliancy, the paper ECD copies are now fully digitalized and turned into a collaborative eECD process.

The eECD benefits at industry level exceed 16M€ per year and can be summarized as follows:

- Less truck rejections and real time notifications
- Increased asset utilization
- Fast Lane efficiency increase at loading gates
- Reduced administration costs
- Reduced IT complexity thanks to an industry process harmonization
- Reduced cross-contamination risks

As of Q2 2023, ECLIC launches the enhanced eECD 2.0 solution. With the new eECD 2.0 process, the problem of coexistence between paper and digital is solved by creating a "hybrid" eECD document. All actors will be able to scan the unique QR code and check the eECD on validity even if they do not have an eECD licence. With eECD 2.0 each actor can digitalize at their own speed and decide to use the paper ECD's, the digital eECD 2.0 paper copy with QR code or the full enabled digital solution without any paper.

While paper ECD's are still the norm today, this upgrade towards the new eECD 2.0 "hybrid" solution will allow a faster digital adoption and transition while keeping one uniform industry way of working across all actors in Europe.

For more information head to www.eclic.eu.



Achieve full control and reliability in your depot services.

The industry's most trusted partner for tank container operations.

ONE SYSTEM - ALL SOLUTIONS
 Cleaning, storage, testing, maintenance and more with ease.



SHAPE THE FUTURE
 Co-created with industry leaders all over the world.

Depot Software
 DEPOTSOFTWARE.COM | T +31 78 6811505



**CLAESSEN
GROUP VENLO**

Cleaning, Repair, Storage, and More – All Under One Roof.

Located in Venlo, the logistics hub of Europe, Claessen Group specializes in professional tank cleaning, repair, storage, heating, and waste management. With over 20 years of experience, we provide efficient and customer-specific solutions for tank containers and trailers. Trust our commitment to quality, efficiency, and sustainability.

Columbusweg 27
Havennummer 9045
5928 LA Venlo
Phone: +31 77 324 1010
E-Mail: balie@tankcleaningvenlo.nl

www.tankcleaningvenlo.nl

Fricke TRANSPORT GmbH
SPEDITION • LOGISTIK • REINIGUNGS- & WASCHANLAGE • WERKSTATT

+49 5841 962896-0
info@fricke-transporte.de
Albrecht-Thaer-Straße 7, 29439 Lüchow



**Your partner for
tank car- and
tank train cleaning**

EDS GmbH
Halbuschstraße 200, 40599 Düsseldorf
Telefon: +49(0)211 797 5037
kesselwagen.reinigung@henkel.com
www.eds.services

TANK CLEANING to the strictest standards



Wemmers Tankcleaning
NL 15 Zaandam, NL 29 Bleskensgraaf
Contact sales@wemmers.nl for the best deal!



www.wemmers.nl

Multilingual Tank Cleaning Codes used for eECD and ECD

Accessible, understandable, standardized.

All cleaning stations, which are members of EFTCO related national associations, use the standardized EFTCO Cleaning Document (ECD) for the documentation of cleaning. The ECD is European wide accepted and is using cross-linguistic EFTCO Codes which provides a documentation of progressed tank cleaning and equipment accessories. The ECD contains important information of tank cleaning for all partners in the supply chain and is understandable in different countries. This was achieved by introducing the EFTCO cleaning codes translated in 21 languages. Those EFTCO Codes can easily be assimilated to new needs of documentation and additional codes can be added. Actually we use more than 100 general EFTCO codes.



cleaning your wörl



Since 1947, Gröninger Cleaning Systems has been a global leader in designing, building, and maintaining tank cleaning systems for logistics providers. From custom solutions to turnkey projects and renovations:

- Tank Cleaning
- IBC Cleaning
- Service & Support



www.groninger.eu



Code	English	Guideline
C	CLEANING AGENTS	
C01	Alkaline detergent	Detergent with pH >7 used during the cleaning procedure. The detergent can be used via the spinners or in a concentrated way. This is always followed with a water rinse without detergent to remove all residues of the detergent
C10	Neutral detergent	Detergent with pH =7 used during the cleaning procedure. The detergent can be used via the spinners or in a concentrated way. This is always followed with a water rinse without detergent to remove all residues of the detergent
C20	Acid detergent	Detergent with pH <7 used during the cleaning procedure. The detergent can be used via the spinners or in a concentrated way. This is always followed with a water rinse without detergent to remove all residues of the detergent
C30	Caustic soda	Caustic soda used during the cleaning procedure. The product can be used via the spinners or in a concentrated way. This is always followed with a water rinse without caustic soda to remove all residues
C40	Hydrocarbon mixture	Hydrocarbon mixture (e.g. petroleum) used during the cleaning procedure. The product can be used via the spinners or in a concentrated way. This is always followed with a water and detergent rinse without hydrocarbon mixture to remove all residues
C41	Kerosene	Kerosene used during the cleaning procedure. The product can be used via the spinners or in a concentrated way. This is always followed with a water and detergent rinse without kerosene to remove all residues
C42	Fuel	Fuel used during the cleaning procedure. The product can be used via the spinners or in a concentrated way. This is always followed with a water and detergent rinse without fuel to remove all residues
C50	Organic acid	Organic acid (e.g. formic acid) used during the cleaning procedure. This is always followed with a water rinse without organic acid to remove all residues
C60	Solvents	Organic solvent (not specifically listed in the codes) used during the cleaning procedure. The product can be used via the spinners or in a concentrated way. This is always followed with a water rinse without organic solvent to remove all residues
C61	Acetone	Acetone used during the cleaning procedure. In a lot of cases the procedure is interrupted to let the product doing its work. This solvent can be used at the end of the cleaning followed by a blow dry to remove all acetone vapours from the tank atmosphere.
C62	MEK	Methylethylketone (MEK) used during the cleaning procedure. In a lot of cases the procedure is interrupted to let the product doing its work. This solvent can be used at the end of the cleaning followed by a blow dry to remove all MEK vapours from the tank atmosphere
C63	Butylacetate	Butylacetate is used during the cleaning procedure. In a lot of cases the procedure is interrupted to let the product doing its work. This is always followed with a water rinse without this product to remove all residues
C64	Latex remover	Latex remover is used during the cleaning procedure. In most cases this product is used in a closed circuit and at a higher temperatures. This is always followed with a water rinse without this product to remove all residues
C80	Sanitising agent	Sanitising agent is used during the cleaning procedure. This is always followed with a water rinse without this product to remove all residues
C81	Hydrogen peroxide	Hydrogen peroxide is used during the cleaning procedure. This is always followed with a water rinse without this product to remove all residues
C82	Peracetic acid	Peracetic acid is used during the cleaning procedure. It may be followed with a water rinse without this product to remove all residues or it may be left in aqueous solution inside the tank
C90	Antifoam	Antifoam is used during the cleaning procedure. This is always followed with a water rinse without this product to remove all residues
C95	Deodorizer	Deodorizer is used during the cleaning procedure. This is always followed with a water rinse without this product to remove all residues
C99	Miscellaneous	Products not mentioned before are used during the cleaning procedure. This is always followed with a water rinse without this product to remove all residues. The nature of the product used should be mentioned in box 10 or 11 of the ECD

Code	English	Guideline
E	EXTRAS	
E01	Tank entry	Entry in the tank is done after making a tank entry permit and measurement of at least Oxygen and the Lower Explosion Limit (LEL)
E03	Passivation	Chemical passivation is done in stainless steel tanks. This is always followed with a water rinse, in some cases even with demineralized water. Passivation is rebuilding the chromiumoxide layer on stainless steel which is removed during a pickling process
E04	Repair	Small repairs are done (e.g. replacement of gaskets, blind cap, etc...). Description of the work done in box 11 mandatory
E05	Degas	The atmosphere of a tank is removed and replaced by air or an inert gas. This does not mean that a tank is safe for entry!

Code	English	Guideline
E10	Scouring	Manual work is carried out in a tank after tank entry. This must be done with material adapted to the material of the tank. Iron steel wool should not be used in stainless steel tanks
E15	Cleaning with handgun	Manual cleaning with a high pressure handgun to remove product residues from the tank shell
E16	High pressure cleaning	Pressure higher 40 Bar up to 2000 bar or more are used to shoot product residues from the tank shell. Often used as alternative for grinding which damages the tank surface
E17	Low pressure cleaning	Pressures lower than 40 bar are used to gently clean lined tanks
E20	Brushing	Manual cleaning with a brush and a cleaning agent. Often used in silo tank
E25	Recirculation cleaning	Cleaning in a closed circuit with a cleaning agent (e.g. latex remover)
E30	Steam drying	Heating the tank shell with free steam to get a temperature high enough to get a tank dry. Steam should be removed from the tank when this temperature is reached
E31	Drying with air at ambient temperature	The tank is dried by blowing air of ambient temperature in the tank
E35	Hot air drying	Drying a tank with hot air which is mostly filtered. In most cases a temperature up to 60°C is used. Specific code to meet the requirements of the Best Practice Guidelines for the Cleaning of dry bulk polymer transport tanks. (PICS)
E36	Hot air drying: drying with air with T >60°C	Drying a tank with hot air with a temperature of >60°C which is filtered in most cases.
E40	Dip tube	Separate cleaning of a dip tube present in the tank. This can be done with or without dismantling
E41	Collectors	Separate cleaning of collectors present on a tank. This can be done with or without dismantling. Most collectors are found on silo tanks
E50	Hose cleaning	Separate internal cleaning and draining the water out of the hose of discharge hoses present on a tank or delivered by the driver. If drying of the hose was done after cleaning, this confirmation can be added in ECD box 11
E51	Cleaning of hose box	Cleaning of the hose boxes present on a tank or delivered by the driver. Cleaning is done with a mole and a high pressure gun in most cases
E52	Cleaning of spill box	Cleaning of the spill boxes around the manholes of the compartment to be cleaned. Cleaning is done with a degreaser and high pressure gun in most cases
E55	Cleaning of ancillaries	Cleaning of the ancillaries delivered by the driver. Cleaning is done with a degreaser and high pressure gun in most cases
E56	In- & external hose cleaning over the full length with HP mole and draining the water out of the hose	Specific code to meet the requirements of the Best Practice Guidelines for the Cleaning of dry bulk polymer transport tanks. If drying of the hose was done after cleaning, this confirmation can be added in ECD box 11. (PICS)
E57	Internal hose box cleaning over the full length with a HP mole	Separate in- and external cleaning of discharge hoses present on a tank or delivered by the driver. Cleaning is done with a mole in most cases. Specific code to meet the requirements of the Best Practice Guidelines for the Cleaning of dry bulk polymer transport tanks. (PICS)
E58	In- & external cleaning of ancillaries and components having contact with the product (discharge curve, reduction parts, lock- and anti-return valves)	Specific code to meet the requirements of the Best Practice Guidelines for the Cleaning of dry bulk polymer transport tanks. (PICS)
E59	Mixer (agitator/stirrer) cleaning	An extra cleaning of integrated mixer in a tank container / IBC which is cleaned with special attention and checked when cleaning this tank.
E60	Cleaning of airlines	Cleaning of the airlines of a tank. This can be done with a hand gun or by connecting the airlines to a water supply. The airlines are blown dry with compressed air in most cases
E61	Cleaning of air connections	Cleaning of the air connections of a tank. This is done with a hand gun in most cases. Specific code to meet the requirements of the Best Practice Guidelines for the Cleaning of dry bulk polymer transport tanks. (PICS)
E62	Cleaning of air manifold	Cleaning of the air manifold of a tank. This can be done with a hand gun or by connecting the air manifold to a water supply. The manifold is blown with compressed air in most cases. Specific code to meet the requirements of the Best Practice Guidelines for the Cleaning of dry bulk polymer transport tanks. (PICS)
E63	Internal cleaning of the lower airline with cold water and blowing the residual water out of the line	Specific code to meet the requirements of the Best Practice Guidelines for the Cleaning of dry bulk polymer transport tanks. (PICS)
E64	Internal cleaning of the upper airline with cold water and blowing the residual water out of the line	Specific code to meet the requirements of the Best Practice Guidelines for the Cleaning of dry bulk polymer transport tanks. (PICS)

Just in time

Containerdepot and
Tank & Silo Cleaning directly at
the A4 **Köln-Eifeltor** exit



TOP TANK CLEANING



HACCP - SQAS - AJA - DVTI - eECD - VDF - Cargill
Accessories & spare parts | Bistro | Driver showers | Bonus cards | WiFi

Am Eifeltor 4 (access 2) | 50997 Cologne
Phone: +49 221 - 36 79 39- 17 | Fax: +49 221 - 36 79 39-15
info@ttc-koeln.de | www.ttc-koeln.de

Opening hours:
Mon. – Fri. 6.00 am – 22.00 pm
and also by prior appointment



Code	English	Guideline
E65	Pump cleaning	Separate cleaning of a pump present on a tank. In some cases the pump needs to be operated by the driver during cleaning
E66	Cleaning of filter	Separate cleaning of filters present on a tank
E67	Cleaning of vibration mat	Separate cleaning of the vibration mat present on a silo tank
E68	Cleaning of rotary valve	Separate cleaning of the rotary valve present on a silo tank
E69	Cleaning of manlids	Separate cleaning of the man lids of the compartments to be cleaned. In most cases this is included in the cleaning procedure and is done with a hand gun. Special attention must be taken not to damage the man lid gasket or to replace it when in a bad condition
E70	Removal of manlid gasket	The man lid gasket is removed because she is damaged or is odorous
E71	Cleaning of manlid gasket	Separate cleaning of the man lid gaskets. This is in most cases only done for expensive gaskets. Cheap ones are replaced
E72	External cleaning of the micro-filter in the airline and internal cleaning of the filter body	Specific code to meet the requirements of the Best Practice Guidelines for the Cleaning of dry bulk polymer transport tanks. (PICS)
E73	Cleaning of CIP Installation	Cleaning of the CIP cleaning systems which is a fixed component of the transport tank
E75	Renewal of manlid gasket	New gasket is placed in the man lids according to the customer instructions. Attention must be paid that the right gasket material is used
E76	In- & external cleaning of the air manifold with cold water and blowing the residual water out of the manifold	Specific code developed to meet the requirements of the Best Practice Guidelines for the Cleaning of dry bulk polymer transport tanks
E77	Internal cleaning of the degassing valve with high pressure	Separate cleaning of the degassing valve also called the air valve. Specific code to meet the requirements of the Best Practice Guidelines for the Cleaning of dry bulk polymer transport tanks. (PICS)
E78	Cleaning with high pressure of fill- and discharge opening lids, rims included, lids and all joined parts	Specific code to meet the requirements of the Best Practice Guidelines for the Cleaning of dry bulk polymer transport tanks. (PICS)
E79	Cleaning of all gaskets of all fill- and discharge openings	Separate cleaning of the gasket and all loading and unloading openings. Specific code to meet the requirements of the Best Practice Guidelines for the Cleaning of dry bulk polymer transport tanks. (PICS)
E80	Dismantling of ancillaries	All ancillaries are dismantled for cleaning. Reassembly is in most cases not included because this needs to be done by trained people
E85	Removal of labels	All dangerous goods labels and labels with the product name of the last cargo are removed. This does not include the removal of the glue rests. For OCS it is necessary that the all label residues are collected to avoid that they pollute the environment
E90	Sealing	The man lids and the outlets are sealed buy the driver after the cleaning according to the customer instructions. The sealing is checked by the cleaning station and the seal numbers are put on the ECD Box 11. Specific code to meet the requirements of the Best Practice Guidelines for the Cleaning of dry bulk polymer transport tanks. (PICS)
E91	Cleaning station checked that the seals, with the numbers mentioned on the ECD, are applied properly on the tank. This does not imply any liability whatsoever on the part of the cleaning station.	The man lids and the outlets are sealed buy the driver after the cleaning according to the customer instructions. The sealing is checked by the cleaning station and the seal numbers are put on the ECD
E92	Steam heating	A tank is heated with steam to reduce the viscosity or melt the product. Attention must be paid to check if the product resists the high contact temperature. (quality of reaction)
E93	Hot water heating	A tank is heated with hot water to reduce the viscosity or melt the product. Hot water is used when the contact temperature must be low for the quality of the product or for safety reasons (e.g. polymerization)
E94	Electrical heating	A tank is heated with electricity to reduce the viscosity or melt the product. Electrical heating can be used for high and low contact temperatures because this temperature can be regulated
E95	Livery/External Wash	Outside cleaning of a tank during the internal cleaning or on a separate bay
E99	Miscellaneous	Extra handlings not mentioned before. The nature of the activity should be mentioned in box 10 or 11 of the ECD

<i>Code</i>	<i>English</i>	<i>Guideline</i>
F	FOODSTUFFS	
F01	Cleaning with potable water only	The complete cleaning is done with water meeting the local potable water requirements. No industrial or recuperated water is used when this does not meet the potable water requirements
F50	Food approved detergent	The detergent used for the cleaning is approved for the use in vessels coming in contact with foodstuffs
F51	Food approved sanitizing agent	The sanitizing agent is approved for the use in vessels coming in contact with foodstuffs
F85	Sanitizing with hydrogen peroxide	Sanitizing is done with hydrogen peroxide
F86	Sanitizing with peracetic acid	Sanitizing is done with peracetic acid
F98	Food approved cleaning station	The cleaning station is approved by the authorities or by a specific loading place. The code should be put in box 11 of the ECD followed with the name of the approving authority or loading place
F99	Miscellaneous	Extra food items not mentioned before. The nature of these food items should be mentioned in box 10 or 11 of the ECD

<i>Code</i>	<i>English</i>	<i>Guideline</i>
H	HANDLINGS	
H01	Cleaning with potable water only	Tank is craned from chassis and taken in depot
H50	Food approved detergent	The tank is craned on a chassis for leaving the depot
H60	Food approved sanitizing agent	The tank is taken in depot, but stays on the chassis. The driver dropped the tank on the place according to the instructions of the depot
H99	Sanitizing with hydrogen peroxide	Extra handling items not mentioned before. The nature of these handling items should be mentioned in box 10 or 11 of the ECD

<i>Code</i>	<i>English</i>	<i>Guideline</i>
P	PROCEDURES	
P01	Cold water spin	Cold water (room temperature) is used during the cleaning. This code can be used alone or in combination with other codes to make a complete cleaning procedure. Specific code to meet the requirements of the Best Practice Guidelines for the Cleaning of dry bulk polymer transport tanks. (PICS)
P09	Hot water spin (T>80°C)	Water with a temperature > 80°C is used during the cleaning. This code can be used alone or in combination with other codes to make a complete cleaning procedure
P10	Hot water spin (T>60°C)	Water with a temperature > 60°C is used during the cleaning. This code can be used alone or in combination with other codes to make a complete cleaning procedure
P11	Hot water spin (T>40°C)	Water with a temperature > 40°C is used during the cleaning. This code can be used alone or in combination with other codes to make a complete cleaning procedure
P15	CIP cleaning	CIP = Cleaning in place. Special installation is necessary for this action
P20	Recleaning	Tanks are cleaned once more after the previous cleaning (e.g. to remove condensation)
P21	Rinsing	To rinse a tank container with specific chemicals in order to prep the tank for the next load, for example – rise with ad blue, acetone or others. Explanation in Box 11 is mandatory.
P25	Toxic clean	Special cleaning procedure for toxic substances
P26	Kosher procedure	A cleaning procedure is performed according to the Kosher instruction of a Rabbi
P27	Halal procedure	A cleaning procedure is performed according to the Halal requirements or instruction of an Imam
P30	Drying	The tank is dried. Can be manual, with ambient air or with hot air. Specific code to meet the requirements of the Best Practice Guidelines for the Cleaning of dry bulk polymer transport tanks. (PICS)

Code	English	Guideline
P40	Steaming	Steam is used during the cleaning procedure
P50	Sanitisation with chemicals	The sanitizing of the tank is done with chemicals. The nature of the chemical needs to be noted in box 11 of the ECD
P51	Sanitisation with steam	Steam is used for sanitizing. Special bacteria filter or overpressure must be available to avoid vacuum damage when cooling down and the tank needs to be completely closed
P52	Neutralisation	The tank is flushed with water with a neutral pH to make the tank neutral
P60	Nitrogen purging	The tank is flushed with nitrogen after cleaning. This is mostly done to reduce the oxygen content of the tank atmosphere or to reduce the dewpoint
P61	CO ₂ purging	The tank is flushed with Carbon dioxide (CO ₂) after cleaning. This is mostly done with beer tanks for quality reasons
P70	Tipper or trailer cleaning	Internal hot water cleaning with handgun. Only valid for the usage by existing and approved members tank cleaning stations
P71	Refrigerated truck cleaning	Internal hot water cleaning with handgun. Only valid for the usage by existing and approved members tank cleaning stations
P72	IBC cleaning	Internal cleaning. Only valid for the usage by existing and approved members tank cleaning stations
P80	Vapour recovery	A scrubber system is used during the cleaning to wash out toxic or odorous vapours to avoid emissions in the environment
P99	Miscellaneous	Extra procedures not mentioned before. The nature of these procedures should be mentioned in box 10 or 11 of the ECD



Code	English	Guideline
T	TESTS	
T01	Visual Odour inspection	An inspection is done from the manhole according to the EFTCO definition of clean. Specific code to meet the requirements of the Best Practice Guidelines for the Cleaning of dry bulk polymer transport tanks. (PICS)
T02	Visual inspection: definition of clean (allowed from silo discharge opening)	This is an inspection specific for silo tanks because the inspection is possible from the backside of the silo tank because the discharge opening is very big
T10	Inspection with tank entry	An inspection of the inside is done after entry of the tank. The tank entry procedure must be respected at all times!
T20	pH neutral	A wall test is done. The liquid is collected and the pH is measured and must be 7
T30	Outlet temperature measured (T>93°C)	The temperature of the last water at the end of the cleaning is measured and needs to be >93°C. In most cases steam will be necessary to reach this outlet temperature.
T40	Turbidity measurement	A turbidity measurement is done on the last water leaving the tank at the end of the cleaning. The result of the measurement in Nephelometric Turbidity Units (NTU) must be indicated on the ECD in box 11
T41	Conductivity measurement	A conductivity measurement is done on the last water leaving the tank at the end of the cleaning. the measurement in micro Siemens (µS) must be indicated on the ECD in box 11
T42	ATP measurement	A Adenosine triphosphate (ATP) measurement is done on the last water leaving the tank at the end of the cleaning. The measurement in Relative Light Units (RLU) must be indicated on the ECD in box 11
T43	pH-value measurement	A pH measurement is done on the last water leaving the tank at the end of the cleaning. The pH after measurement must be indicated on the ECD in box 11
T44	Membrane filter test	The last water leaving at the end of the cleaning is collected and filtered over a membrane (e.g. Millipore). The filter is visually inspected on spots of product rests or dirt. In most cases the used filter is covered with plastic for traceability reasons later on
T45	Allergen test	The tank inside and the outlets are swabbed with a specific allergen test according to the customer requirements. The result is noted in box 11 of the ECD
T50	Air test	A leak test with air is carried out after the tank is closed. The pressure or the air should be limited according to the instructions of the depot. Indication of the result in box 11 mandatory
T60	LEL measurement	A lower explosion measurement is carried out. The results of the measurement in percentage (%) should be mentioned in box 11 of the ECD
T61	Oxygen test	The oxygen concentration is measured and the result in percentage (%) should be mentioned in box 11 of the ECD
T90	Vacuum test	A vacuum test on the bottom outlet of a tank is carried out to see if this outlet is liquid tight. The result is mentioned in box 11 of the ECD. Please note that this test gives only an idea of the condition of the outlet and this measurement does not mean that the tank is leak free
T99	Miscellaneous	Extra tests not mentioned before. The nature of these tests should be mentioned in box 10 or 11 of the ECD

Code	English	Guideline
W	WASTE	
W01	Residue	Rest product is found in the tank which should be separately collected and disposed
W50	Waste water treatment	All waste collected is treated in the own wastewater facility together with all the wastewater of the cleaning. In some cases this code is used to indicate that all the waste water is purified
W90	Prewash	The most contaminated wastewater of a cleaning is collected separately for separate treatment or disposal in an external waste disposal company. The amount of waste water collected is depending on the ^properties of the product cleaning
W99	Miscellaneous	Other waste items not mentioned before. The nature of these waste items should be mentioned in box 10 or 11 of the ECD



European Federation of
Tank Cleaning Organisations
Rue de l'Entrepôt 5 box A
1020 Brussels (Belgium)

Office in Germany
c/o CONSULTANK Lutz Harder GmbH
Märkerweg 9 d
22455 Hamburg

Mail: secretary@eftco.org

www.eftco.org

UNBEATABLE PRICE/QUALITY



SINCE 1971

/ CHEMISTRY FOR
A CLEAN WORLD /

Powerful Tank Cleaner

Nerta BC-50 is a highly concentrated and alkaline cleaning agent specifically created to remove food and chemical residue in the tank, bulk and ship cleaning industry. It is a very effective water-based cleaner composed of non-foaming surfactants.

BC
50

NSF



- ♦ Alkaline
- ♦ Biodegradable
- ♦ Very economical in use & easy to rinse
- ♦ NSF Approved

www.nerta.com